

KICCE Policy *Brief*

November, 2018 | Korea Institute of Child Care and Education

Issue 10

ECEC Statistics of Korea: Services, Enrollment and Workforce

- I. ECEC System in Korea
- II. ECEC Services
- III. Enrollment rates
- IV. ECEC Workforce

ECEC Statistics of Korea: Services, Enrollment and Workforce¹⁾

I. ECEC System in Korea

- Early Childhood Education and Care(ECEC) system in South Korea is divided into two departments: the Ministry of Education is responsible for kindergartens, and the Ministry of Health and Welfare is responsible for childcare centers.
 - ▶ Korean government implemented effective policy interventions to find solutions for low fertility rates, children’s wellbeing, and equal opportunity.
 - ▶ Since the implementation of the Nuri Curriculum in 2012, Korean government has continuously supported child rearing in various ways such as implementing free childcare services(0-2 years olds) from 2012 and free education and care services for young children(3-5 year olds) since 2013.

[Table 1] Comparing Early Childhood Education and Care Systems in Korea

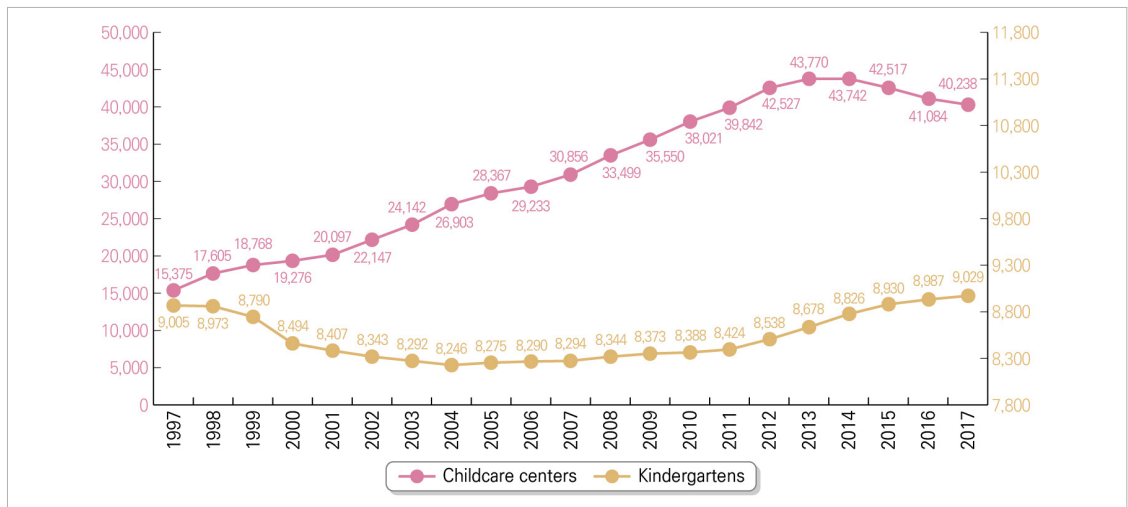
	Early Childhood Education	Early Childhood Care
Department in Charge	Ministry of Education	Ministry of Health and Welfare
Legal Basis	Early Childhood Education Act(Enacted in 2004)	Child Care Act(Enacted in 1991)
Target children’s age	Age 3-5	Age 0-5
Daily School Hours	Basic curriculum(4-5 hours)+Afterschool	12 hours(7:30-19:30)+Extended hours
Teacher Qualification (Minimum criteria)	Kindergarten teacher level 1, 2 (Associate degree)	Childcare center teacher level 1, 2, 3 (High school graduate + 1 year training)
Teacher to Child Ratio	Varied across provinces; the ratio is decided by superintendent of education In case of Seoul, the ratio is as follows: Age3(1:17), Age 4(1:23), Age 5(1:27), Mixed age class(1:22)	Based on Article 10 of Child Care Act, the ratio is: Age 0(1:3), Age 1(1:5), Age 2(1:7), Age 3(1:15), Age 4-5(1:20)
Financial Support for Parents with Children(2018)	Age 3-5 Nuri Curriculum: 220,000 won After-school program: 50,000~70,000 won	Age 0: 441,000 won + 437,000* won Age 1: 388,000 won + 238,000* won Age 2: 321,000 won + 161,000* won Age 3-5: 220,000 won + 70,000* won *Government subsidies for childcare centers
Education and Care Curriculum	- Nuri Curriculum (Age 3-5)	Standardized Childcare Curriculum (Age 0-2) Nuri Curriculum (Age 3-5)

Source: Park, J. (2015). ECEC Statistics of Korea: Access to services, participation and financial resources. KICCE Policy Brief, issue No. 5.

1) This manuscript has been updated based on KICCE Policy Brief issues No. 5 and 6(2015).

II. ECEC Services

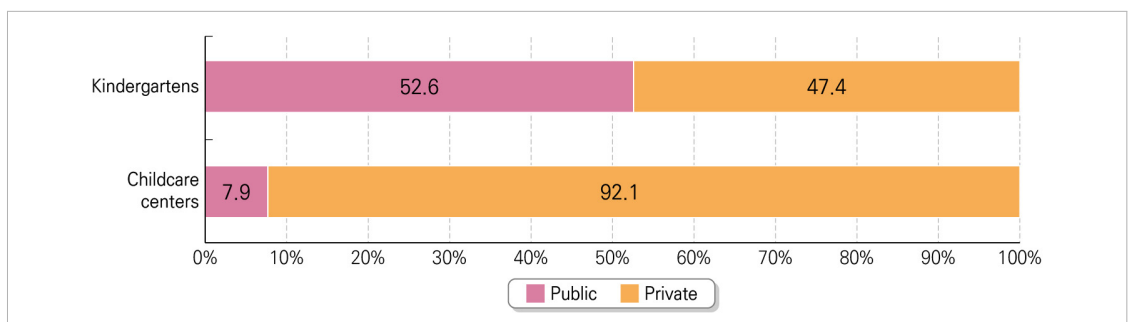
- Since 1997, the number of kindergartens and childcare centers shows different trends with time.
 - ▶ The number of kindergartens has decreased from 1997 to 2004.
 - ▶ Since 2005, the number of kindergartens has increased. In particular, after the implementation of Nuri Curriculum policy(2012), it has increased more rapidly.
 - ▶ For childcare centers, the number of facilities has increased from 1997 to 2013. Since then, it has decreased every year.



Source: 1) Korean Educational Development Institute(2017). Education Statistics.
 2) Ministry of Health and Welfare(2017). Childcare Statistics.

[Figure 1] Number of Kindergartens and Childcare Centers:1997-2017

- The numbers of kindergartens and childcare centers are 9,029 and 40,238, respectively.
 - ▶ The proportions of public and private kindergartens are about the same; 52.6% are public kindergartens, 47.4% are private kindergartens. However the proportion of public childcare centers is only 7.9% among the total childcare centers.
 - ▶ Private childcare centers consist of the following service types: family daycare centers(48.8%), childcare centers of social welfare corporations, organizations, etc.(5.4%), workplace childcare centers(2.6%), cooperative childcare centers(0.4%) and private childcare centers²⁾(34.9%).



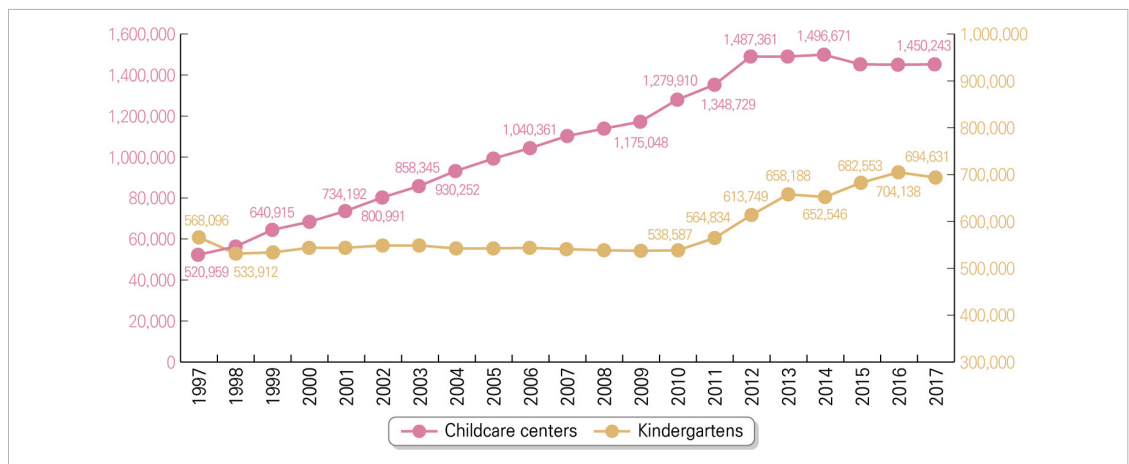
Source: 1) Korean Educational Development Institute(2017). Education Statistics.
 2) Ministry of Health and Welfare(2017). Childcare Statistics.

[Figure 2] Proportions of ECEC Service Types(2017)

2) Private childcare centers are centers not falling under any of subtypes of childcare centers.

III. Enrollment rates

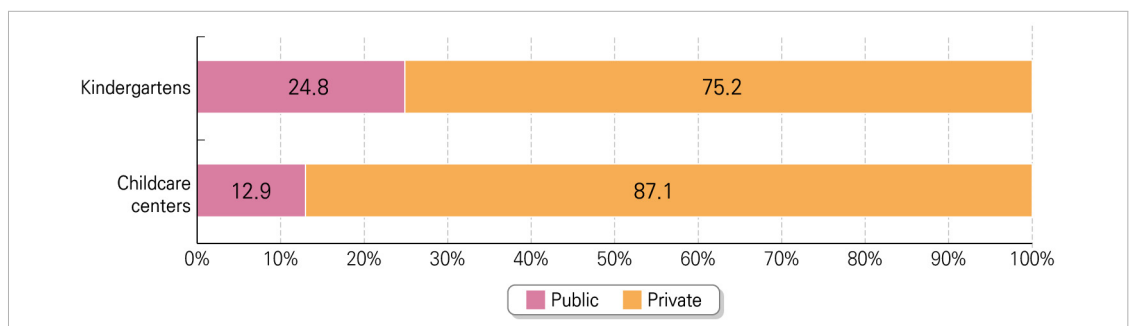
- Since 1997, the total enrollments in kindergartens and childcare centers has increased.
 - ▶ For kindergartens, the total enrollments remained unchanged from 1997 to 2010. After the implementation of Nuri Curriculum policy(2012), the total enrollments increased by 2016.
 - ▶ In 2017, the total enrollments in kindergartens decreased from the previous year.
 - ▶ For childcare centers, the total enrollments increased from 1997 to 2014. Hereafter, the number was similar or decreased slightly each year.



Source: 1) Korean Educational Development Institute(2017). Education Statistics.
2) Ministry of Health and Welfare(2017). Childcare Statistics.

[Figure 3] Number of Children Enrolled in Kindergartens and Childcare Centers(1997-2017)

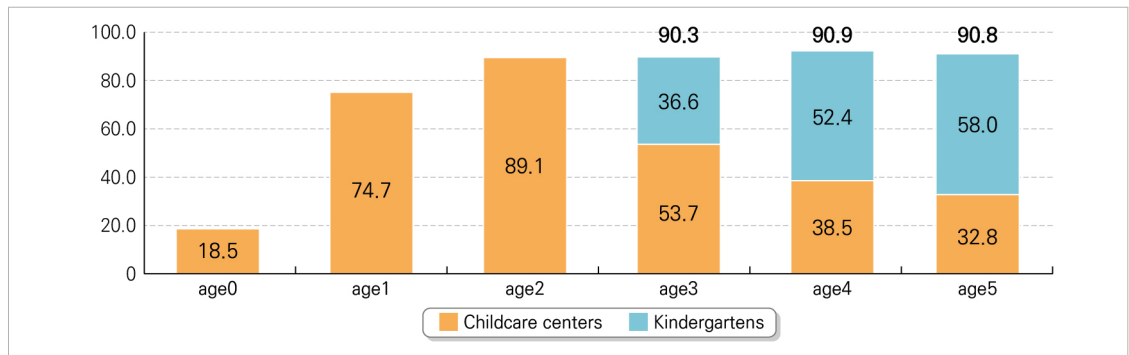
- The total number of children enrolled in kindergartens or childcare centers is 2,144,874 in 2017. Among them 694,631 were enrolled in kindergartens, and 1,450,243 in childcare centers.
 - ▶ For kindergartens, 24.8% of children were enrolled in public kindergartens, whereas 75.2% were enrolled in private kindergartens.
 - ▶ For childcare centers, 12.9% of children were enrolled in public childcare centers.



Source: 1) Korean Educational Development Institute(2017). Education Statistics.
2) Ministry of Health and Welfare(2017). Childcare Statistics.

[Figure 4] Proportions of Children Enrolled in Kindergartens and Childcare Centers by Service Types(2017)

- The enrollment rate of children younger than 6 years in kindergartens and childcare centers was 70.2% in December, 2017.
 - ▶ 18.5% of 0-year-olds, 74.7% of 1-year-olds and 89.1% of 2-year-olds were enrolled in childcare centers, while 90.3% of 3-year-olds, 90.9% of 4-year-olds and 90.8% of 5-year-olds were enrolled in kindergartens or childcare centers.

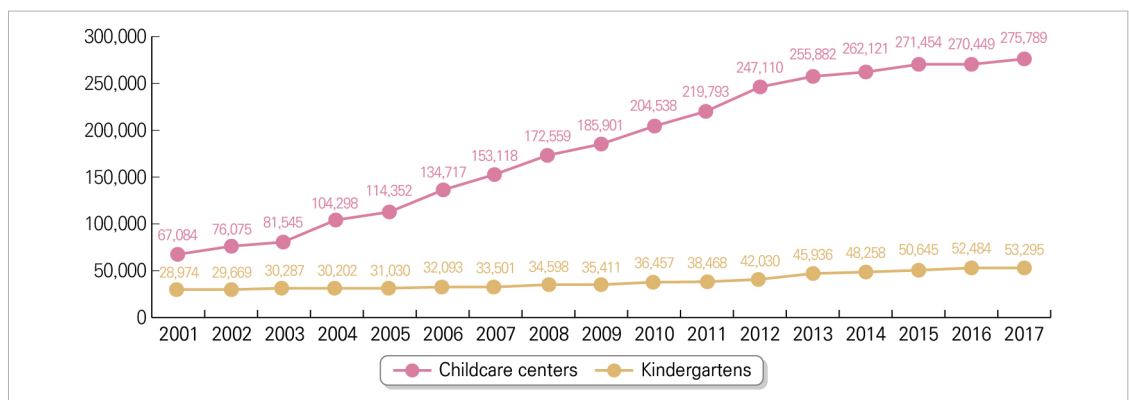


Source: 1) Korean Educational Development Institute(2017). Education Statistics.
 2) Ministry of Health and Welfare(2017). Childcare Statistics.
 3) Ministry of the Interior and Safety(2017). Population Statistics Based on Resident Registration.

[Figure 5] Percentage of Children’s Participation in ECEC Services

IV. ECEC Workforce

- Since 2001, the number of childcare center staff has increased more rapidly than kindergarten staff.
 - ▶ In 2017, the total number of kindergarten staff(principals, vice principals, advanced skills teachers, full and par-time teachers) was 53,295, while the total number of childcare center staff(principals, childcare teachers, substitute teachers, after school teachers and teaching assistants) was 275,789.



Source: 1) Korean Educational Development Institute(2017). Education Statistics.
 2) Ministry of Health and Welfare(2017). Childcare Statistics.

[Figure 6] Number of ECEC Staff

- Kindergarten staff by positions is as follows: principals, vice principals, advanced skills teachers, master teachers, teachers, special teachers, school nurses and temporary instructors.

- ▶ Total number of kindergarten staff in 2017 is 53,808; the number of private kindergarten staff is about three times more than public kindergarten staff.

[Table 2] Number of Kindergarten Staff by positions(2017)

Unit: persons

	Total	Principals	Vice principals	Advanced skills teachers	Master teachers	Teachers	Special teachers	School nurses	Temporary instructors
Total	53,808	4,425	1,725	24	2,178	41,861	509	4	3,082
Public	14,183	345	592	24	1,369	8,380	508	-	2,965
Private	39,625	4,080	1,133	-	809	33,481	1	4	117

Source: Korean Educational Development Institute(2017). Education Statistics.

- Childcare center staff by positions is as follows: principals, childcare teachers(teacher level 1, teacher level2, teacher level3), special education teachers, therapists, nutritionists, nurses, administrative staff and cooks.
 - ▶ The total number of childcare center staff in 2017 is 330,217, which is 6.1 times higher than the total number of kindergarten staff.

[Table 3] Number of Childcare Center Staff by Positions(2017)

Unit: persons

	Total	Principals	Childcare teachers	Special education teachers	Therapists	Nutrition -ists	Nurses	Admin -istrative staff	Cooks	Etc.	
Total	330,217	40,085	235,704	2,106	600	944	1,249	1,135	30,180	18,214	
Public	36,098	3,125	25,610	976	164	128	190	174	4,017	1,714	
Private	Social welfare corporation	27,099	2,162	17,908	921	366	133	176	230	2,451	
	Private	146,920	13,977	107,832	199	68	502	707	484	13,448	9,703
	Family daycare	104,176	19,601	72,728	2	1	0	0	46	8,091	3,707
	Cooperative	1,066	166	704	3	1	1	1	0	127	63
Workplace	14,858	1,054	10,922	5	0	180	175	201	1,745	576	

Source: Ministry of Health and Welfare(2017). Childcare Statistics.

- The ECEC teacher certifications are composed of the 3 levels for childcare center teachers(teacher level 1, 2, 3) and 2 levels for kindergarten teachers(teacher level 1, 2).
 - ▶ The minimum education level for kindergarten teachers is the 2-3 year associate degree(teacher level2), while childcare center teachers are required to have at least high school diploma and 1-year vocational training(teacher level 3).

[Table 4] Number of Childcare Center Teachers by Service types(2017)

Unit: persons

	total	Public	Private				
			Social welfare corporations	Private	Family daycare	Cooperative	Workplace
Total	235,688	25,608	17,905	107,823	72,728	702	10,922
Teacher Level1	142,884	17,261	12,000	65,544	41,985	460	5,634
Teacher Level2	86,245	8,108	5,713	38,995	27,973	223	5,233
Teacher Level3	6,559	239	192	3,284	2,770	19	55

Source: Ministry of Health and Welfare(2017). Childcare Statistics.

Jinah Park
Associate Research Fellow
✉ gina78@kicce.re.kr

Korea Institute of Child Care and Education

Diplomatic Center, 3F&4F, 2558, Nambusunhwan-ro, Seocho-gu, Seoul, Korea
Tel 82-2-398-7700 Fax 82-2-398-7798
www.kicce.re.kr/eng