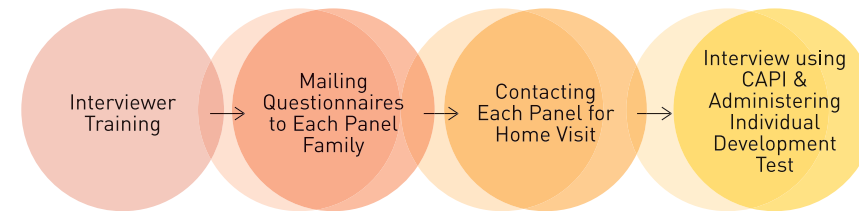
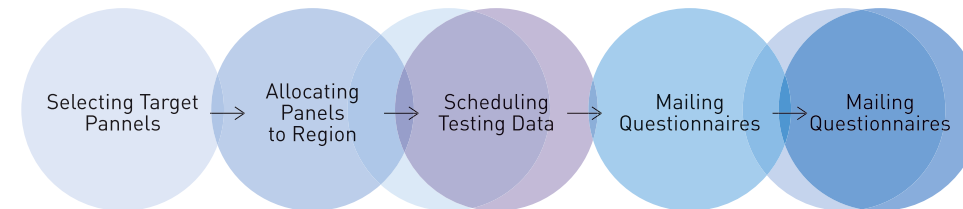


Procedure of Annual Study



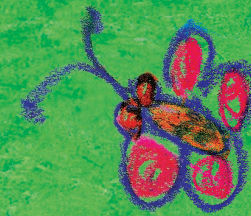
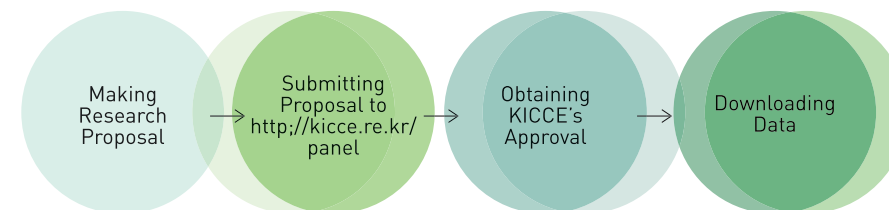
Procedure of In-Depth Study



Practical Uses of PSKC Data

- Publishing two to three research reports every year
- Stimulating research
- Holding an annual conference
- Disclosing data to public
- Publishing booklets for general public
- Suggesting child care and education policies at seminars and forums
- Uploading data and documents to the PSKC homepage <http://kicce.re.kr/panel/>

Procedures for Using PSKC Data



Only through quality child care and education, can our children grow happily and safely pursue their dreams.

For additional information, visit the PSKC web site at :
www.kicce.re.kr/panel/

Contact KICCE_ PSKC Research Team

Anguk Bldg, 11F, 175-87 Anguk-Dong, Jongno-Ku, Seoul 110-734, Korea
Phone:82-2-730-7070 • Fax:82-2-730-3317 • E-mail:panel@kicce.re.kr

KICCE as a national policy research institute for child care and education established in December 2011
a think-tank leading to the advancement of caring and educating our children



Panel Study on Korean Children

The first national study to track our children's development from birth



What is the Panel Study on Korean Children(PSKC)?

PSKC is a nationwide longitudinal study on Korean children and families, currently being conducted by the Korea Institute of Child Care and Education (KICCE). KICCE is a national research organization that has been striving for the enhancement of high quality standards of living for young children, their parents, and local communities.

PSKC pursues the life course of each child, looking into the child's health, developmental status, and growth over time during the early formative years of childhood?from birth to 6th grade in elementary school. PSKC provides both cross-sectional and longitudinal data on the characteristics of children's growth and development, requirements and status of their care, functions and effects of child care support services, and impact of local communities and child care policies.

Plan for PSKC

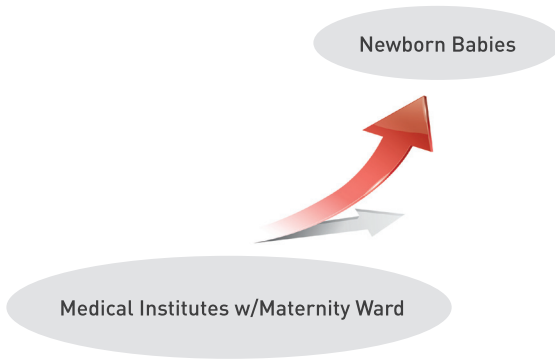
	Annual Study										In-Depth Study
	Age 0	Age 1	Age 2	Age 3	Age 4	Age 5	Age 6	Age 7 (Gr 1)	Age 9 (Gr 3)	Age 12 (Gr 6)	
2008	1										
2009		2									1st
2010			3								
2011				4							
2012					5						2nd
2013						6					
2014							7				
2015								8			3rd
2017									9		
2020										10	

Why is PSKC important?

PSKC tracks and investigates microscopic characteristics including the child's development, parents' rearing and family, as well as mesoscopic/macroscopic characteristics such as child care services, programs, schools, communities, and policies. PSKC will provide data about the development of Korean children and factors which influence development over time, and will contribute to child care and education policies for the wellbeing of Korean children.

PSKC Sampling?

PSKC employed a stratified multi-stage sampling technique. In Stage 1, 30 medical institutes with newborns were sampled. In Stage 2, 2,078 babies born from April to July 2008 were finalized in each of the six zones: Seoul, Gyeongin, Chungcheon/Gangwon, Gyeongbuk, Gyeongnam, and Jeolla.



PSKC Method

PSKC consists of an annual study and an in-depth study.

The annual study employs questionnaires administered via mail, interviews during home visits using CAPI *Computer-Assisted Personal Interviewing* with a development test to the individual child, and web-based questionnaires to the teacher of child. The study was designed to comprehensively collect data on the characteristics of children, parents, families, child care support services, local communities, and child care policies by systematically categorizing children as well as the environments that surround them. The annual study runs once a year until age 6 and every other year during elementary school.

The in-depth study will be carried out three times on approx. 10% of the panels using methods of observation, interview, and testing during the critical periods when important development tasks take place in the panel children. The purpose of the study is to collect important but difficult information measured at the annual study. The first in-depth study was performed in 2009 and assessed child development by Bayley, mother-child attachment, child's temperament and mother's personality.

Ecological and Life Span Perspectives for the PSKC

